

Pikes Pique



The Newsletter of the CMC's Pikes Peak Group

July, 2024 | No. 314

The Pikes Peak Group in Photos

Colorado Public Lands Day



Pikes Peak Group members and guests working in the Garden of the Gods with RMFI on Colorado Public Lands Day. Jim Koeppen, Dean Waits, Stephanie DiCenso, Brian Caldwell, Kris Littlejohn, Mykala Moors, and Nicholas Field.

Heizer Trail Trip



Annette, Christie (Leader), and Jot on Heizer Trail Trip. 5.3 miles, 1924' elevation gain to 9956' at high point. Beautiful day. Trail in good shape and not many people.

Green Mountain Falls Mystery Trip



Annette M, Sarah, Schott B, and Christie Lee (Leader) climbed Mt Dewey and then another mile up to 8835' unnamed peak. A little drizzle did not dampen the adventure.



More photos on page 5.

Your PPG Council

Chair – Glenn Barr

719-244-3502, gjb2000@gmail.com

Past Chair – Vacant

ARCPro Director – Scott Kime

719-235-0939, scott.kime@live.com

Conservation – Jim Koeppen

575-636-5668, jrkoeppe@gmail.com

Education & Training – Eric Hunter

719-266-9647, EHunterCMC@gmail.com

Equipment Manager – Kristen Buckland

419-260-7807, buckie06@hotmail.com

HAMS/Adventure Travel – Greg Long

719-659-0345, at_90@yahoo.com

Membership – Dean Waits

719-445-0263, dwaits24@gmail.com

Newsletter – Dave Anderson

719-484-9069, danderso@uccs.edu

Outings – Dania Spohn

571-991-2519, dania.c.ruiz@gmail.com

Programs – Vacant

Public Relations – Emma Moore

310-913-8931, emma@pvt.group

Safety & Leadership – Mike Cromwell

858-395-5986, cromwell@comcast.net

Secretary – Sarah Hettenbach

785-226-3176, hettenbach.s@gmail.com

Social Events – Vacant

State Council Representative – Julie Jacobsen

719-351-1323, jewelsjoy3@msn.com

Treasurer – Julie Jacobsen

719-351-1323, jewelsjoy3@msn.com

Wilderness Trekking School & Basic

Mountaineering School Director – Joe Preiss

719-337-9331, zmqjwp@gmail.com,

55 Plus Group – Christie Lee

719-243-1821, christie80905@gmail.com

At Large:

Ed Anderson

703-309-9290, edandersoniv@gmail.com

Sara Gordon

719-749-8444, sara.flashgordon@gmail.com

Britt Jones

719-661-4777, britt@globalreality.biz

Rick Keetch

719-634-1165, rakeetch@msn.com

Interested in serving on the Pikes Peak Group Council? Please contact the Chair.

Welcome New Members!

Kaitlin Brannen

Charles Hinders

Jot Singh



Member Discounts

Adventure Medical Kits

Ajax Bike and Sport

American Mountaineering Museum

Atrevida Beer Co (was Great Storm)

Battle Mountain Brewing Company

Bentgate

Breckenridge Nordic Center

City Rock

Friction Labs

Frisco Nordic Center

Gearonimo

Golden Bike Shop

Ken's Anglers

Lumiere Telluride

Moosejaw

Mountain Chalet

Mountain Equipment Recyclers

Mountainsmith

ProMotive.com

R&W Rope

ROCK'n & JAM'n

Rocky Bob's Fly Fishing Rods

Summit Terragraphics

The Custom Foot

The Mountaineers Books

The Trailhead

TrailRunner Magazine

Vagabond Ranch Huts

Wilderness Exchange Unlimited



the PPG
FOLLOW US ON 

Lightning Safety Tips for Hiking in Colorado

By: Josh T



Nearly one hundred people are killed each year from lightning strikes. So, how do you stay safe during a storm that produces ground to cloud electricity? The following lightning safety tips provide guidance on how to minimize risk during a severe, lightning-filled storm:

- **Recognize that electricity is in the air.** Even if clouds have yet to produce lightning, electricity may still be in the air. The best method of detecting danger is to closely observe your or your hiking partner's hair. If you see that hair is beginning to raise into the air, you know it is time you high-tail it out of the area you're in and seek shelter.

- **Always follow the "30/30 Rule."** Upon first sight of lightning, count the seconds that pass until you hear thunder. If the number of seconds is 30 or less, seek shelter immediately. Stay put for 30 minutes after the last lightning flash or rumble of thunder. The National Weather Service estimates that 50% of all lightning deaths are sustained after the storm has passed.
- **Avoid dangerous locations.** Stay near shelter during a storm; avoid terrain above timberline and bodies of water. If lightning moves in, try to avoid being within 100 yards of any body of water. Thunderstorms in Colorado have a propensity to build up steam between 12:00 p.m. and 3:00 p.m. Realistically, if thunderstorms are in the forecast, you should never be above timberline after 1:00 p.m. If you are above tree line when a storm rolls in, rapidly descend to shelter. Avoid caves – they actually channel electricity fairly well and are extremely dangerous to be in during a storm.
- **Avoid isolated trees and high points.** It is always better to seek shelter in a thick forest versus an isolated stand of trees. Lightning favors small groupings of trees over dense stands.
- **Choose your camp wisely.** Do not pitch your tent next to the tallest trees in the area. Lightning-filled storms can develop during the middle of the evening. Once again, it is best to locate camp in a thick stand of trees instead of next to an isolated grouping.
- **Discard metal objects.** Drop all metal objects during a storm. Such objects might include an internal or external frame backpack, trekking poles, etc. Furthermore, you should get off a bicycle if you are mountain biking or road biking and a storm is closing in.
- **Avoid open fields.** However, if you are stuck in an open field and cannot find shelter, find the lowest possible area. Crouch with your head low and keep your feet together. Never sit or lie down on the ground. Both of these positions facilitate greater ground-body contact, which gives lightning a wider space to travel through.
- **Spread out.** If lightning is imminent and you are in a group, try to spread out. This will minimize the chance everyone in the group will be struck. It is important to ensure at least one person will be able to respond to an emergency situation.
- **Remain calm if someone is struck.** If somebody is hit by lightning, provide the proper first aid. If the victim is not breathing, provide mouth-to-mouth resuscitation. However, if the person no longer has a pulse, the responder should attempt to provide cardiopulmonary resuscitation (CPR). Someone from the group should stay with the victim until help arrives.

These lightning safety tips can save your life or the life of a loved one. Do you have a story you'd like to share? Feel free to comment or provide additional lightning safety tips below.

Be sure to check out all of Nomad Colorado's [hiking tips](#).

BACKCOUNTRY LIGHTNING RISK MANAGEMENT

No place outdoors is safe from lightning. Lightning is an objective hazard. Your behavior can reduce the risk of that hazard harming you.

TERRAIN LIGHTNING SAFETY HAZARDS

LOW SAFETY/ HIGH-RISK

0 **1** **2** **3** **10 AS SAFE AS POSSIBLE**

0 **1** **2** **3** **10**

Extremely dangerous: Avoid these areas if there are any signs of thunderstorms.

High-Risk: Leave these areas before a storm hits. Move through high-risk terrain quickly to reduce exposure time. High-risk areas include:

- On or near high terrain like peaks and ridges
- On or near tall objects like relatively taller trees
- On the windward side of mountains, where the storms come from
- On boats, on open water, and near trees at the edge of open water

Least objectionable alternatives, but still much riskier than inside of modern buildings.

It is very safe inside a modern building if you avoid metal conductors. Getting inside an enclosed metal-topped vehicle can avoid many lightning hazards.

Conservation Corner

New Colorado Bill Strengthens Access to Outdoors

Colorado recently passed a new bill, Senate Bill 58 (SB 58) that amends the Colorado Recreational Use Statute (CRUS). This new bill strengthens and clarifies protections for landowners who provide free public access to their property. To learn more about this law see the article published in CMC's *Rucksack*. [What SB 58 Means for Your Summer Recreation](#)

Stewardship Opportunities

Currently the PPG does not have a Trail Crew Leader certified member, however our new Conservation Chair, Jim

Koeppen, will be working on becoming both Trail Crew Leader certified, and Trip Leader certified. In the meantime, you can still volunteer with several of our local partners. Below are links to groups you can support. Check out their sites and calendars, they have plenty of opportunities to get out and support local stewardship efforts.

- [Trails and Open Space Coalition](#)
- [Friends of the Peak](#)
- [Rocky Mountain Field Institute](#)
- [The Colorado Trail Foundation](#)

4

More Pikes Peak Group in Photos

Garden of the Gods Leader in Training Hike



L-R: Dean Waits (Leader); front row: Parisa Alizadeh, Deena Bennett, and Touqeer Ahmad (LIT); back row: Julie Garcia, Erica Levitt, and Sarah Smith.

St Mary's Falls



L-R, Brian Caldwell, Ron Pausa, Theo Lubke, Anna Gallogy, (Leader - first hike), Pat Gallogy, Susan Walker, and Denise Caldwell. Photo by Dean Waits.

Sentinel Peak



Approximately 8 miles and dodging storm at top and going through snow... the trip was a success! Hailey, Diane, Gesiele, Carol, and Christie (Leader).



New Open Space – Castle Rock

Castle Rock is adding 681 acres of open space with the purchase of Lost Canyon Ranch. Preserving this property was critical as it is one of the last undeveloped large-acre properties near the town. Douglas County, GOCO, Douglas Land Conservancy and the Conservation Fund all contributed to the \$15 million open space. The ranch shares a boundary with Castlewood Canyon State Park and will provide critical habitat for wildlife. The town will invite the public to participate in a planning process to guide future public access to the open space.

[Watch the video.](#)

Upcoming Pikes Peak Group Classes

ARC Pro Basic Anchors

Sat, Jun 22, 2024

We will spend a full field day outside reviewing anchor gear, general anchoring principles, and methods of rigging climbing anchors. At the end of the class students should be able to safely rig a top rope climbing anchor using various materials. Prerequisite: BMS Rock or equivalent, to include basic belaying and rappelling skills. Cost: \$45 for PPG members, \$65 for all others.

ARC Pro Multipitch Concepts

Sat, Jul 20, 2024 - Sun, Jul 21, 2024

This class will consist of two field days with the first day spent on low angle terrain learning and practicing multipitch belaying, transitions, rappelling and lowering; followed by a day of multipitch practice on a moderate trad climb. Prerequisite: BMS Rock Climbing or the equivalent at a minimum. Leading skills are not necessary, but it is recommended that participants take the ARC Pro Trad Gear and Anchors and Traditional Lead Climbing classes prior to this class, as students may practice placing trad gear and building trad anchors in this class. However, this class will be beneficial to anyone looking to climb multipitch routes—to include leaders and followers. Cost: \$95 for PPG members, \$125 for all others.

PPG WTS - Intro to Backpacking

Mon, Jul 29, 2024 - Mon, Aug 5, 2024

Backpacking is another way to experience the outdoors by carrying all the gear you need to travel, eat and sleep in pursuit of your adventure. It can take you to a distant location from the trailhead, help you enjoy an activity (summit attempt, alpine lake fishing, etc.) or serve as the main goal itself, such as hiking a long trail like the Colorado Trail. Carrying all the gear you need to travel, eat, sleep, stay dry, treat injuries, stay found, cook food, treat water, and enjoy yourself may be intimidating - but taken one step at a time - is very manageable. This class focuses on the basics in a lecture/discussion format and concludes with an overnight backpacking trip to put our new knowledge into action. Safety and fun are key elements of this class. Cost: \$35 for PPG members, \$70 for all others.

ARC Pro Sport Lead Climbing

Sat, Aug 24, 2024 - Sun, Aug 25, 2024

This class will teach participants the skills needed to safely lead sport climbs on their own, including basic leading technique, setting up a top-rope anchor, cleaning the anchor and rapping or lowering down, advanced lead belaying, bailing off a route, climbing movement, and falling practice. It is taught over 2 full field days at a climbing crag. Cost: \$95 for PPG members, \$125 for all others.

PPG WTS - Wilderness Fundamentals


Mon, Sep 16, 2024 - Sat, Sep 21, 2024

The Wilderness Fundamentals class is an introduction of important skills and back country knowledge to enable participants to independently plan and safely implement a day's outing in the great outdoors—away from civilization and all it provides. This class is a pre-requisite for many of our other PPG courses and will provide participants with a copy of *Mountaineering: Freedom of the Hills* that will be referenced in other courses! Make sure you have a good foundation of the basics before expanding your outdoor skillset. Cost: \$45 for PPG members, \$90 for all others.


PPG WTS - Land Navigation

Wed, Oct 9, 2024 - Sat, Oct 19, 2024

The PPG WTS - Wilderness Fundamentals Course is the prerequisite for this course. Students must have earned the "Wilderness Trekking School Student" badge to be able to register for this course. This course is the second course in the Pikes Peak Group's Wilderness Trekking School (WTS) curriculum. This course may also be a prerequisite for trips or other schools. Cost: \$30 for PPG members, \$60 for all others.



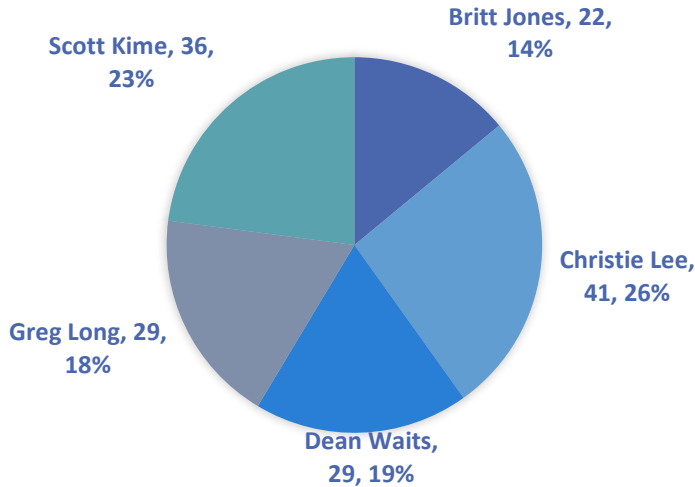
To register for classes or trips,
go to www.cmc.org



Trip Leader Stats

Thank you to all the trip leaders that have led trips this year! Special thanks to our Top 5!

TOP 5 LEADERS BY REGISTERED PARTICIPANTS JANUARY TO MAY 2024



PPG Trip Leader Stats January to May 2024

Name	Participants	# of Trips
Adrienne Ross	7	2
Andy Lyon	17	3
Brandon Briscoe	2	1
Britt Jones	22	6
Christie Lee	41	8
Dania Spohn	3	1
Dean Waits	29	4
Debbie Sheinman	8	2
Ed Anderson	19	3
Eric Hunter	6	2
Glenn Barr	4	1
Greg Long	29	6
Joel Gibson	8	1
John Gray	13	2
Joseph Petsche	9	3
Julie Jacobsen	2	1
Kristen Buckland	18	2
Sara Gordon	6	1
Scott Kime	36	6
Grand Total	279	55

Pikes Pique

July, 2024 | No. 314

Pikes Pique is the monthly newsletter of the Pikes Peak Group of the Colorado Mountain Club. It is a forum for enhancing skills for backcountry travel in the Colorado mountains and communicating information, news, and upcoming events to members and interested parties.

The purpose of the CMC is to unite the energy, interest, and knowledge of the students and lovers of the mountains of Colorado; to collect and disseminate information regarding the Rocky Mountains on behalf of science, literature, art, recreation; to stimulate public interest in our mountain areas; to encourage the preservation of flora, fauna, and natural scenery; and to render readily accessible the alpine attractions of this region.

PIKES PEAK GROUP CONTACT INFORMATION:

CMC Pikes Peak Group
P.O. Box 2435
Colorado Springs, CO 80901
cmcppgrp@gmail.com
[CMC PPG web page](#)

CLASSIFIED ADVERTISING

Members:

- Text: \$2 per line, \$10 minimum
- Ads: ¼-page - \$25, ½-page - \$50

Non-members:

- Text: \$3 per line, \$15 minimum
- Ads: ¼-page - \$30, ½-page - \$60

WE WANT TO HEAR FROM YOU!

Have a fun story or trip you want to share? Please submit your articles, along with pictures, to be considered for publication in the next *Pikes Pique* newsletter.

Please send to:

Dave Anderson, editor
danderso@uccs.edu

The deadline for submissions is the 14th of each month.

Use the above contact information for corrections and comments as well.